

# PRODUCT INFORMATION PACKET

**marathon**<sup>®</sup>  
Motors

Model No: 5KCR49UN0106Y  
Catalog No: EG282  
1,1725/1425,TEFC,56C,1/60/100-120/200-240  
Totally Enclosed Fan Cooled (TEFC)



Regal and Marathon are trademarks of Regal Beloit Corporation or one of its affiliated companies.

©2018 Regal Beloit Corporation, All Rights Reserved. MC017097E

**REGAL**<sup>®</sup>

**Product Information Packet: Model No: 5KCR49UN0106Y, Catalog No:EG282 1,1725/1425,TEFC,56C,1/60/100-120/200-240**

**Nameplate Specifications**

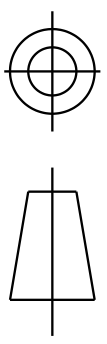
|                        |                            |                            |                                    |
|------------------------|----------------------------|----------------------------|------------------------------------|
| Output HP              | <b>1 Hp</b>                | Output KW                  | <b>0.75 kW</b>                     |
| Frequency              | <b>60 Hz</b>               | Voltage                    | <b>100-120/200-240 V</b>           |
| Current                | <b>11.8-11.4,5.9-5.7 A</b> | Speed                      | <b>1725/1425 rpm</b>               |
| Service Factor         | <b>1.15</b>                | Phase                      | <b>1</b>                           |
| Efficiency             | <b>74 %</b>                | Duty                       | <b>Continuous</b>                  |
| Insulation Class       | <b>B</b>                   | KVA Code                   | <b>L</b>                           |
| Frame                  | <b>56C</b>                 | Enclosure                  | <b>Totally Enclosed Fan Cooled</b> |
| Overload Protector     | <b>MAN</b>                 | Ambient Temperature        | <b>40 °C</b>                       |
| Drive End Bearing Size | <b>6203</b>                | Opp Drive End Bearing Size | <b>6203</b>                        |
| UL                     | <b>Recognized</b>          | CSA                        | <b>Yes</b>                         |
| CE                     | <b>N</b>                   |                            |                                    |

**Technical Specifications**

|                   |                                      |                       |                                   |
|-------------------|--------------------------------------|-----------------------|-----------------------------------|
| Electrical Type   | <b>Capacitor Start Capacitor Run</b> | Starting Method       | <b>SM</b>                         |
| Poles             | <b>4</b>                             | Rotation              | <b>Counterclockwise/Clockwise</b> |
| Mounting          | <b>Rigid Base</b>                    | Motor Orientation     | <b>ANY</b>                        |
| Drive End Bearing | <b>BALL</b>                          | Opp Drive End Bearing | <b>BALL</b>                       |
| Frame Material    | <b>Rolled Steel</b>                  | Overall Length        | <b>12.97 in</b>                   |
| Frame Length      | <b>7.68 in</b>                       | Shaft Diameter        | <b>0.63 in</b>                    |
| Shaft Extension   | <b>1.88 in</b>                       |                       |                                   |
| Outline Drawing   | <b>52A107739P3</b>                   | Connection Diagram    | <b>52A105383BA</b>                |

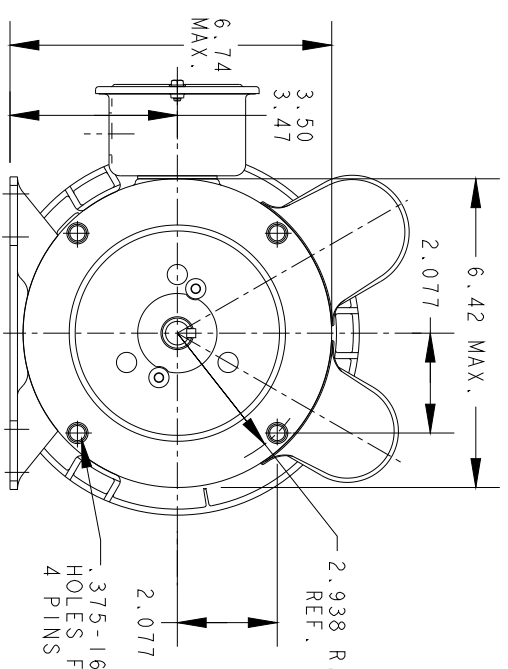
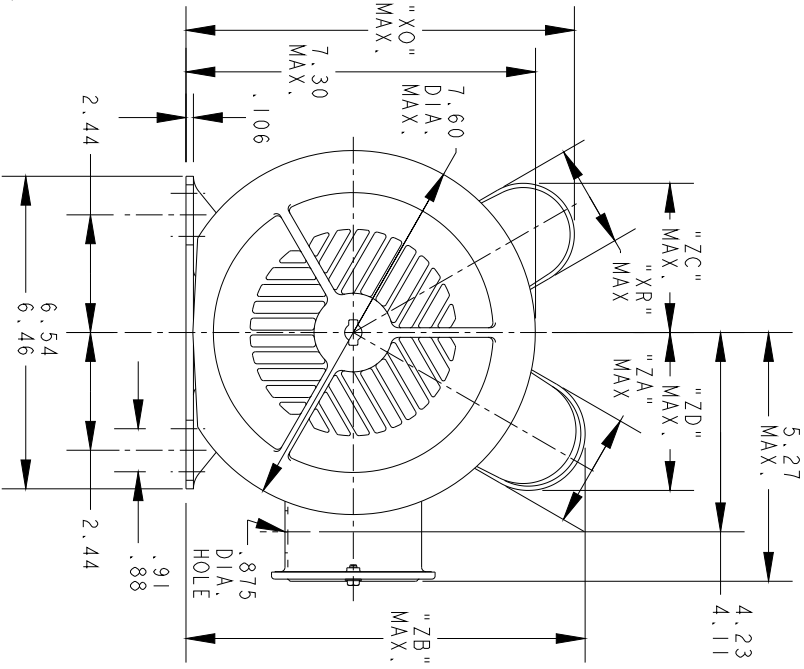
**This is an uncontrolled document once printed or downloaded and is subject to change without notice. Date Created: 10/08/2018**

THIRD ANGLE PROJECTION

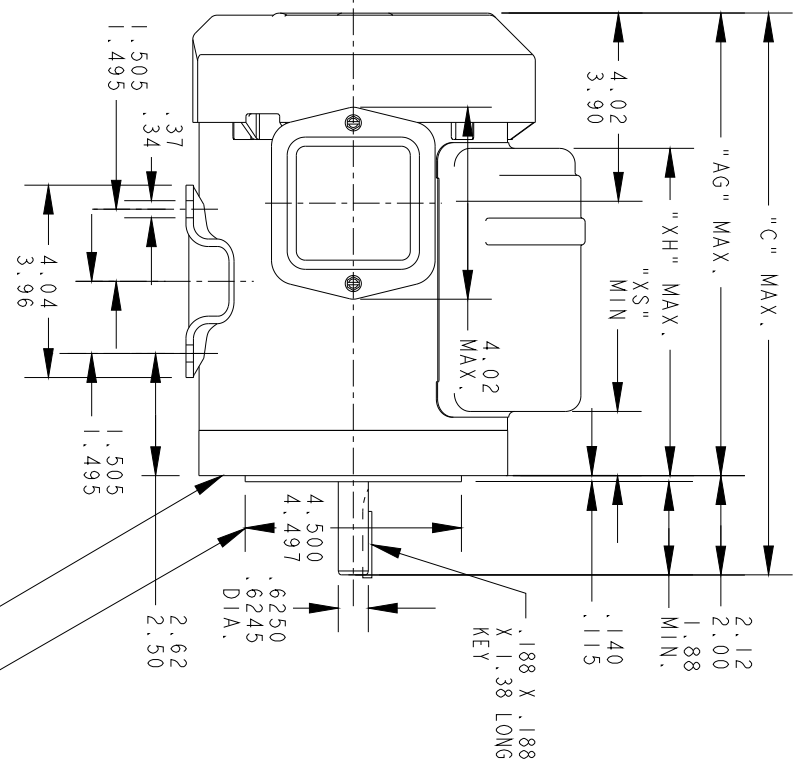


REVISIONS

| REV. | DESCRIPTION                     | DATE     | APPROVED |
|------|---------------------------------|----------|----------|
| 9    | ADDED PT#8 PER PROD. IS11-5707  | 12/05/11 | KARTHIK  |
| 10   | ADDED PT#9 PER SAMPLE DS12-5331 | 12/15/12 | RAJESH   |



VIEW OF P. E. END SHIELD



FACE RUNOUT (WITH INDICATOR MOUNTED STATIONARY, RELATIVE TO SHAFT) MUST NOT EXCEED .004 T.I.R.  
 ECCENTRICITY OF THIS SURFACE (WITH INDICATOR MOUNTED STATIONARY, RELATIVE TO SHAFT) MUST NOT EXCEED .004 T.I.R.

ALL DIMENSIONS ARE IN INCHES

| SIGNATURES                    |                        | DATE     |
|-------------------------------|------------------------|----------|
| MODEL                         | M.D.PAPE               | 10/15/91 |
| DETAIL                        |                        |          |
| CHECKED                       |                        |          |
| ENGRG                         |                        |          |
| MFG                           |                        |          |
| QUALITY                       |                        |          |
| ISSUED                        | M.D.PAPE               | 11/13/98 |
| FOR ADDITIONAL INFO REFER TO: |                        |          |
| APPLIED PRACTICES             |                        |          |
| DIMENSIONS ARE IN INCHES      |                        |          |
| MATERIAL                      | SOLID MODEL: 52A107739 |          |



REGAL-BELOTT CORPORATION

OUTLINE

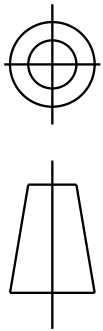
GENERAL PURPOSE MOTOR TEFC - BALL BEARING

- WELDED BASE R2 END MOUNTED FMF - 40 FRAME REDESIGN (SKCR46MM0055X)

| SIZE | DRAWING | REV |
|------|---------|-----|
| A    |         | 10  |

SCALE: 0.250 REF. No: SHEET 1 of 2

THIRD ANGLE PROJECTION



REVISIONS

| REV. | DESCRIPTION                     | DATE     | APPROVED |
|------|---------------------------------|----------|----------|
| 9    | ADDED PT#8 PER PROD. IS11-5707  | 12/05/11 | KARTHIK  |
| 10   | ADDED PT#9 PER SAMPLE DS12-5331 | 12/15/12 | RAJESH   |

SHEET 2

REV 10

52A107739

DRAWING NO.

SIZE A

|   |      |         |          |       |       |      |      |      |      |      |      |      |      |            |
|---|------|---------|----------|-------|-------|------|------|------|------|------|------|------|------|------------|
| 9 | KCR  | 49      | 56CY     | 12.97 | 10.85 | 7.50 | 8.33 | 2.33 | 1.98 | 2.33 | 8.14 | 3.30 | 3.60 | 7.68       |
| 8 | KCR  | 49      | 56CY     | 12.97 | 10.85 | 7.61 | 8.40 | 2.40 | 1.86 | 2.72 | 8.77 | 3.20 | 3.66 | 7.68       |
| 7 | KCR  | 49      | 56C      | 14.28 | 12.16 | 8.17 | 8.40 | 2.40 | 2.35 | 2.40 | 8.40 | 3.38 | 3.38 | 8.99       |
| 6 | KCR  | 48      | 56C      | 13.72 | 11.60 | 7.61 | 8.40 | 2.40 | 1.79 | 2.40 | 8.40 | 3.38 | 3.38 | 8.43       |
| 5 | KC   | 49      | 56CY     | 12.44 | 10.32 | 7.54 | 8.18 | 2.15 | 1.79 | 1.60 | 7.72 | 3.20 | 2.97 | 7.15       |
| 4 | KC   | 46      | 56CY     | 11.84 | 9.72  | 6.94 | 8.18 | 2.15 | 1.19 | 1.60 | 7.72 | 3.20 | 2.97 | 6.55       |
| 3 | KCR  | 49      | 56CY     | 12.97 | 10.85 | 7.61 | 8.18 | 2.15 | 1.86 | 2.72 | 8.77 | 3.20 | 3.66 | 7.68       |
| 2 | KCR  | 49      | 56CY     | 12.44 | 10.32 | 7.54 | 8.18 | 2.15 | 1.79 | 2.40 | 8.40 | 3.20 | 3.38 | 7.15       |
| 1 | KCR  | 46      | 56CY     | 11.84 | 9.72  | 6.94 | 8.18 | 2.15 | 1.19 | 2.40 | 8.40 | 3.20 | 3.38 | 6.55       |
| P | TYPE | GE SIZE | NEMA FR. | "C"   | "AG"  | "XH" | "XO" | "XR" | "XS" | "ZA" | "ZB" | "ZC" | "ZD" | MIN. SHELL |

SIGNATURES DATE

MODEL M.D.PAPE 10/15/91

DETAIL

CHECKED

ENGRG

FOR ADDITIONAL INFO REFER TO:

MFG

QUALITY

ISSUED M.D.PAPE 11/13/98

SOLID MODEL: 52A107739



REGAL-BELOTT CORPORATION

OUTLINE

GENERAL PURPOSE MOTOR TEFC - BALL BEARING

WELDED BASE R2 END MOUNTED FMF - 40 FRAME REDESIGN (SKCR46MM0055X)

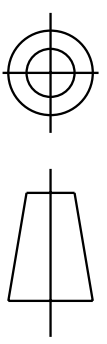
SIZE DRAWING A

52A107739

REV 10

SCALE: 0.250 REF. No:

SHEET 2 of 2

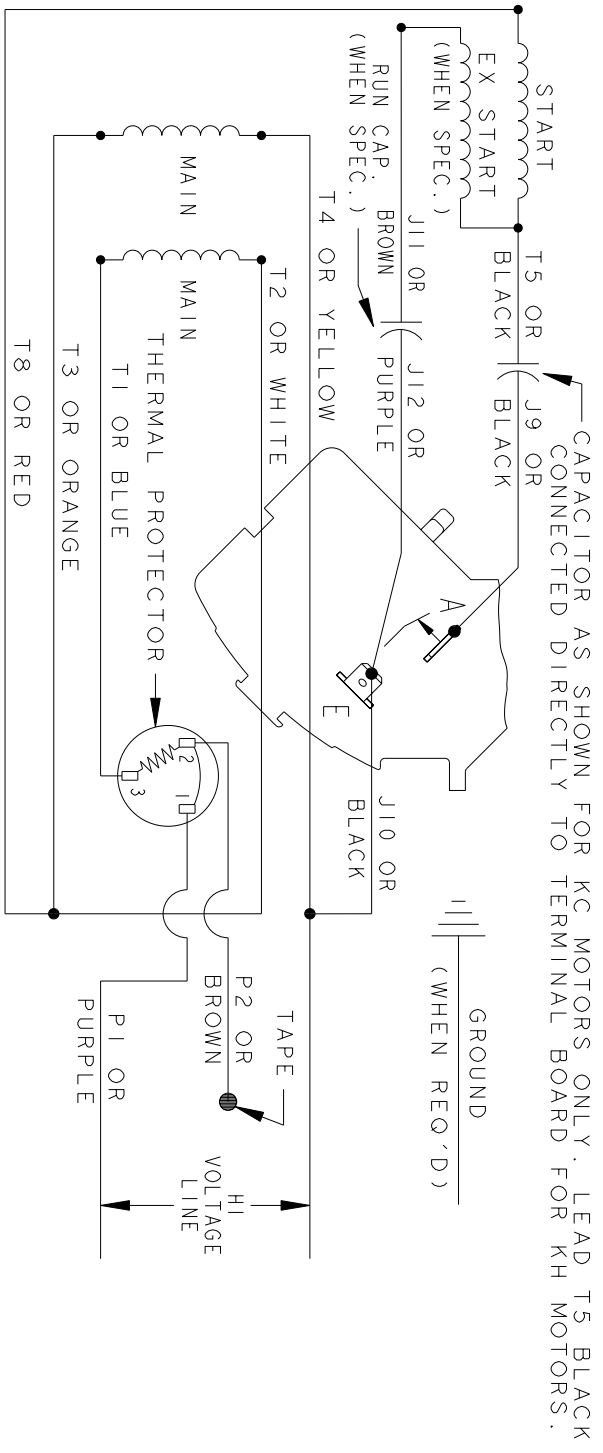
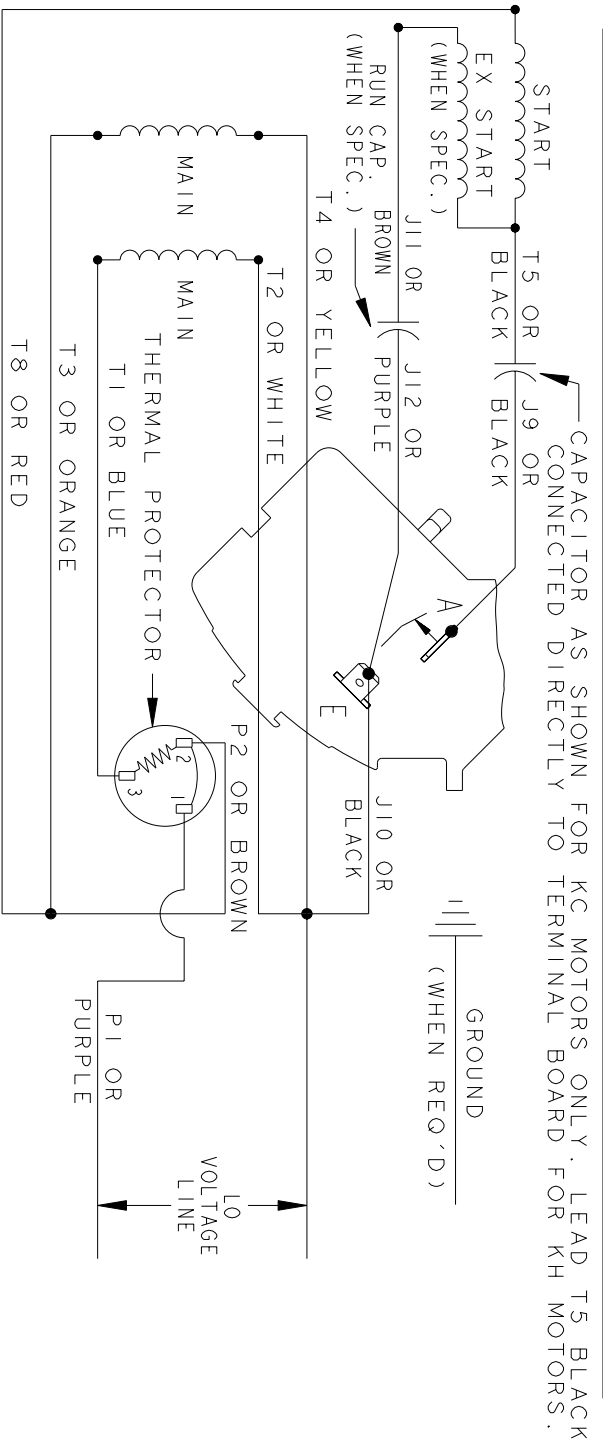


THIRD ANGLE PROJECTION

REVISIONS

| REV. | DESCRIPTION    | DATE     | APPROVED |
|------|----------------|----------|----------|
| 7    | UPDATED FORMAT | 01/05/06 | MAM      |

CCW/CW ROTATION - DUAL VOLTAGE  
 TYPE KC, KH OR KCR - WITH THERMAL PROTECTOR



NOTE#1 - TO REVERSE ROTATION, INTERCHANGE T8 RED AND J10 BLACK LEADS.  
 NOTE#2 - WHEN MORE THAN ONE CAPACITOR IS USED, CONNECT IN PARALLEL.  
 NOTE#3 - 115D958ABP5 - HIGH CURRENT CONTACTS.

SWITCH (C) - 115D958ABP5, SWITCH (H) - 115D958AA (USE 115D958DA FOR EP)

REF. DIAG. - 113A327, 119A9352 & 52A102102 CONNECTION LABEL - 52X332912

|                               |                          |                 |   |           |              |
|-------------------------------|--------------------------|-----------------|---|-----------|--------------|
| SIGNATURES                    |                          | DATE            | TITLE   |           |              |
| MODEL                         | M.D.P.                   | 06/29/87        | <p><b>REGAL-BELOIT CORPORATION</b></p> <p><b>CONNECTION DIAGRAM</b></p>                   |           |              |
| DETAIL                        |                          |                 |   |           |              |
| CHECKED                       |                          |                 |   |           |              |
| ENGRG                         |                          |                 |   |           |              |
| FOR ADDITIONAL INFO REFER TO: |                          | MFG             | <p><b>FME: 30 FRAME SWITCH REDESIGN</b></p> <p>SIZE DRAWING</p> <p><b>52A105383BA</b></p> |           |              |
| APPLIED PRACTICES             | QUALITY                  |                 |   |           |              |
| DIMENSIONS ARE IN INCHES      | ISSUED                   | M.D.P. 12/11/97 |   |           |              |
| MATERIAL                      | SOLID MODEL: 52A105383BA |                 | SCALE: 1.000  | REF. No.: | SHEET 1 of 1 |